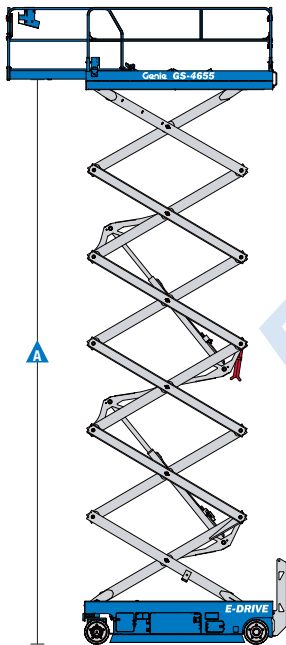
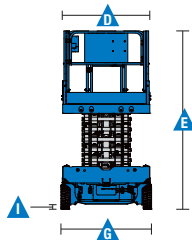
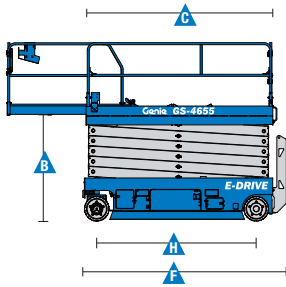


Specifications



| Models | GS-4655 | |
|------------------------------------|---------|-------------|
| Measurements | Metric | US |
| Working height, maximum, indoor* | 16.02 m | 52 ft |
| Working height, maximum, outdoor* | 8.55 m | 27 ft 6 in |
| ▲ Platform height, maximum, indoor | 14.02 m | 46 ft |
| Platform height, maximum, outdoor | 6.55 m | 21 ft 6 in |
| ▲ Platform height - stowed | 1.62 m | 5 ft 4 in |
| ▲ Platform length - outside | 2.88 m | 9 ft 5.4 in |
| extended | 4.10 m | 13 ft 5 in |
| Slide-out platform extension deck | 1.22 m | 4 ft |
| ▲ Platform width - outside | 1.35 m | 4 ft 5 in |
| Guardrail height | 1.10 m | 3 ft 7.3 in |
| Toeboard height | 0.15 m | 6 in |
| ▲ Height - stowed: folding rails | 2.74 m | 9 ft |
| rails lowered | 1.97 m | 6 ft 5 in |
| ▲ Length - stowed | 3.14 m | 10 ft 3 in |
| - extended | 4.36 m | 14 ft 3 in |
| ▲ Width | 1.40 m | 4 ft 7 in |
| ▲ Wheelbase | 2.46 m | 8 ft 1 in |
| ▲ Ground clearance - centre | 15 cm | 5 ft 8 in |
| - with pothole guards deployed | 2 cm | 0.78 in |

Productivity

| | | |
|---|-------------------------------|----------------|
| Max platform occupancy (indoor/outdoor) | 3/3 | |
| Lift capacity | 350 kg | 770 lb |
| Lift capacity - extension deck | 136 kg | 300 lb |
| Drive height | Full height | |
| Drive speed - stowed | 4.5 km/h | 2.8 mph |
| Drive speed - raised | 0.8 km/h | 0.5 mph |
| Gradeability - stowed** | 25% | |
| Turning radius - inside | 30 cm | 11.8 in |
| Turning radius - outside | 3.12 m | 10 ft 3 in |
| Raise/lower speed | 92/58 sec | |
| Controls | proportional | |
| Drive | dual front wheel, AC electric | |
| Brakes | dual front wheel, electric | |
| Tyres solid non-marking | 38 x 13 x 28 cm | 15 x 5 x 11 in |
| Ground pressure (tyres) | 1535 kPa | 223 psi |

Power

| | | |
|---------------------------|---|---------|
| Power source | 24 V DC, 300 Ah (four 12 V, 150 Ah batteries in parallel series) | |
| Hydraulic system capacity | 28.4 L | 7.5 gal |

Sound & Vibration Levels

| | | |
|---|-----------------------|---------------------------|
| Sound pressure level (ground workstation) | < 70 dBA | < 70 dBA |
| Sound pressure level (platform workstation) | < 70 dBA | < 70 dBA |
| Vibration | <2.5 m/s ² | <8 ft 2 in/s ² |

Weight***

| | | |
|-----------------|----------|-----------|
| CE base machine | 3,696 kg | 8,150 lbs |
|-----------------|----------|-----------|

Standards Compliance

EU Directives: 2006/42/EC - Machinery (harmonized standard EN280); 2004/108/EC (EMC); 2006/95/EC (LVD)

* The metric equivalent of working height adds 2 m to platform height.
 ** Gradeability applies to driving on slopes. See Operator's Manual for details regarding slope ratings.
 *** Weight will vary depending on options and/or country standards.

Features

| Standard Features | Easily Configured To Meet Your Needs | Options & Accessories |
|-------------------|--------------------------------------|-----------------------|
|-------------------|--------------------------------------|-----------------------|

Measurements

GS-4655

- 16.02 m (52 ft) working height
- 350 kg (770 lb) max. lift capacity

Productivity

- Drive at full height
- Folding rails with full height swing gate
- Smart Link™ control system (joystick, proportional lift & drive, user-friendly diagnostics)
- Rear recessed charger receptacle
- Platform control with battery charge indicator
- Platform control guard
- On-board diagnostic system
- AC power to platform
- Lanyard attachment points
- Manual platform lowering valve
- Emergency stop at both platform and ground controls
- Dual front wheel electric brakes
- Manual and electric brake release
- Swing-out component trays
- Side forklift pockets
- Pothole guards
- Tilt level sensor with audible alarm
- Descent alarm
- Motion alarm
- Flashing LED beacons
- Electronic horn
- Hour meter

Power

- 24 V DC battery pack
- Universal 20 amp smart charger

Platform

- 2.88 m x 1.35 m (9 ft 5.4 in x 4 ft 5 in) steel platform with diamond plate platform floor
- 1.20 m (4 ft) extension deck

Power

- 24 V DC, 300 Ah (four 12 V 150 Ah batteries in parallel series)

Drive

- Dual front wheel AC electric drive

Tyres

- Solid non-marking

Productivity Options

- Air line to platform
- Power to platform: plug, socket, with optional Residual-current Circuit Breaker with Overcurrent protection
- Biodegradable hydraulic oil
- Automotive-style horn

Power Options

- AGM maintenance-free batteries

PRELIMINARY



United Kingdom and MESART

The Maltings, Wharf Road, Grantham NG31 6BH, T: +44 800 988 3739 (toll free), Fax +44 (0)1476 584334, Email AWP-InfoEurope@terex.com
 Middle East, Southern Africa, Russia and Turkey, T: +971 4 399 0381, Email AWP-InfoME@terex.com
 Visit www.genielift.com/en-gb/about-genie/locations to view our global locations list.

Worldwide Manufacturing And Distribution

Australia · Brazil · Caribbean · Central America · China · France · Germany · Italy · Japan · Korea · Mexico · Russia · Southeast Asia · Spain · Sweden · United Arab Emirates · United Kingdom · United States

Product specifications and prices are subject to change without notice or obligation. The photographs and/or drawings in this document are for illustrative purposes only. Refer to the appropriate Operator's Manual for instructions on the proper use of this equipment. Failure to follow the appropriate Operator's Manual when using our equipment or to otherwise act irresponsibly may result in serious injury or death. The only warranty applicable to our equipment is the standard written warranty applicable to the particular product and sale and we make no other warranty, express or implied. Products and services listed may be trademarks, service marks or trade names of Terex Corporation and/or their subsidiaries in the USA and many other countries. Genie is a registered trademark of Terex South Dakota, Inc. © 2019 Terex Corporation.

