

Specifications

Models	Z-40/23N		Z-40/23N RJ	
Measurements	Metric	US	Metric	US
Working height maximum*	14.32 m	46 ft 5 in	14.32 m	46 ft 5 in
Platform height maximum	12.32 m	40 ft 5 in	12.32 m	40 ft 5 in
Horizontal reach maximum	6.91 m	22 ft 8 in	6.91 m	22 ft 8 in
Up and over clearance maximum	6.48 m	21 ft 3 in	6.48 m	21 ft 3 in
A Platform length	0.76 m	2 ft 6 in	0.76 m	2 ft 6 in
B Platform width	1.42 m	4 ft 8 in	1.17 m	3 ft 10 in
C Height - stowed	1.98 m	6 ft 6 in	1.98 m	6 ft 6 in
A Length - stowed	6.53 m	21 ft 5 in	6.53 m	21 ft 5 in
A Width	1.50 m	4 ft 11 in	1.50 m	4 ft 11 in
A Wheelbase	1.96 m	6 ft 5 in	1.96 m	6 ft 5 in
A Ground clearance - center	18 cm	7 in	18 cm	7 in

Productivity

Lift capacity	227 kg	500 lbs	227 kg	500 lbs
Platform rotation	180°	180°	180°	180°
Vertical jib rotation	128°	128°	128°	128°
Horizontal jib rotation	—	—	180°	180°
Turntable rotation	355° non-continuous		355° non-continuous	
Turntable tailswing	0.13 m	5 in	0.13 m	5 in
Drive speed - stowed	7.2 km/h	4.5 mph	7.2 km/h	4.5 mph
Drive speed - raised**	1.1 km/h	0.68 mph	1.1 km/h	0.68 mph
Gradeability - stowed***	30%	30%	30%	30%
Turning radius - inside	0.87 m	2 ft 11 in	0.87 m	2 ft 11 in
Turning radius - outside	3.20 m	10 ft 6 in	3.20 m	10 ft 6 in
Controls	24 V DC proportional		24 V DC proportional	
Tyres - front	56x18x45 cm	22x7x17.75 in	56x18x45 cm	22x7x17.75 in
Tyres - rear	64x18 cm	25.6 x 7 in	64x18 cm	25.6 x 7 in

Power

Power source	48 V DC (eight 6 V batteries)		48 V DC (eight 6 V batteries)	
	350 Ah capacity		350 Ah capacity	
Drive system	29 V 3 phase AC		29 V 3 phase AC	
Auxiliary power unit	24 V DC	24 V DC	24 V DC	24 V DC
Hydraulic tank capacity	30.3 L	8 gal	30.3 L	8 gal

Sound & Vibration Levels

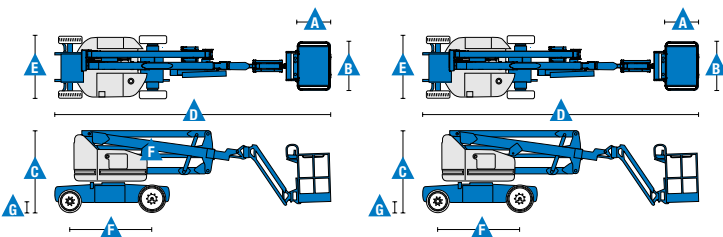
Sound pressure level (ground)	<70 dBA	<70 dBA	<70 dBA	<70 dBA
Sound pressure level (platform)	<70 dBA	<70 dBA	<70 dBA	<70 dBA
Vibration	<2.5 m/s ²	<8 ft 2 in/s ²	<2.5 m/s ²	<8 ft 2 in/s ²

Weight****

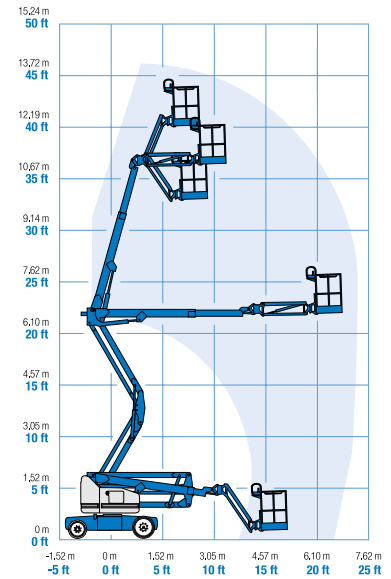
	6,908 kg	15,230 lbs	6,940 kg	15,300 lbs
--	----------	------------	----------	------------

Standards Compliance

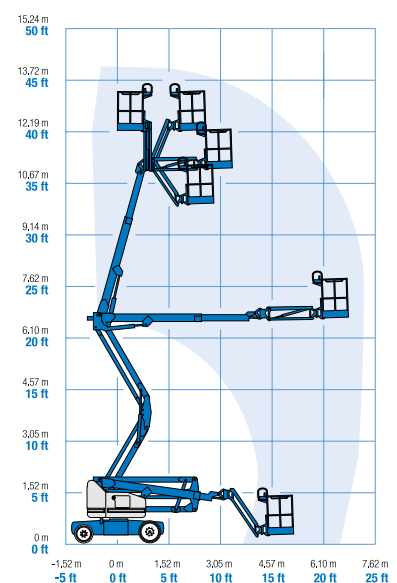
EU Directives: 2006/42/EC - Machinery (harmonized standard); 2004/108/EC (EMC); 2006/95/EC (LVD)



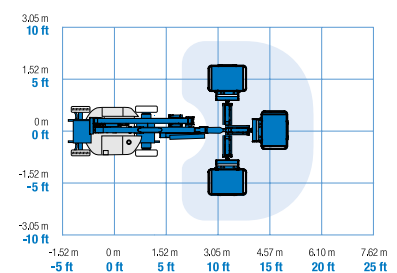
Range Of Motion Z-40/23N



Range Of Motion Z-40/23N RJ



Jib Range Of Motion Z-40/23N RJ



* The metric equivalent of working height adds 2 m to platform height. U.S. adds 6 ft to platform height.
 ** In lift mode *(platform raised), the machine is designed to operate on firm, level surfaces only.
 *** Gradeability applies to driving on slopes. See operator's manual for details regarding slope ratings.
 **** Weight will vary depending on options and/or country standards.

Features

Standard Features

Measurements

Z-40/23N & Z-40/23N RJ

- 14.32 m (46 ft 5 in) working height
- 6.91 m (22 ft 8 in) horizontal reach
- 6.48 m (21 ft 3 in) up and over clearance
- Up to 227 kg (500 lbs) lift capacity

Productivity

- 1.50 m (4 ft 11 in) width
- 0.87 m (2 ft 11 in) inside turning radius
- 1.22 m (4 ft) jib boom with 128° working range
- Self-levelling platform
- Hydraulic platform rotation
- Proportional joystick controls
- Thumb rocker steer
- Drive enable
- AC power cord to platform
- Horn
- Hour meter
- Tilt alarm
- Descent & travel alarms
- Flashing beacon
- Hydraulic filter condition monitor
- 355° non-continuous turntable rotation
- Variable speed high efficiency hydraulic power unit
- AC electric drive system
- Traction control
- On board easy to understand diagnostics
- Zero tailswing
- Certified load sensor

Power

- 48 V DC deep cycle battery pack
- 24 V DC auxiliary power
- Universal 30A battery smart charger
- Battery charge indicator
- Low battery voltage interrupt

Easily Configured To Meet Your Needs

Platform Options

- Steel 1.42 m (4 ft 8 in) (Z40N only)
- Steel 1.17 m (3 ft 10 in)

Jib Options

- Articulating 1.22 m (4 ft) jib boom
- 1.22 m (4 ft) horizontal rotating jib boom

Power

- 48 V DC (eight 6 V 350 Ah batteries)

Drive

- 2 x 4 Electric AC

Tyres

- Solid rubber non-marking

Options & Accessories

Productivity

- Air line to platform
- Power to platform (incl. plug, socket and ground fault interrupt leakage on request)
- Work lights package (2 on chassis, 2 on platform)
- Hostile environment kit ⁽¹⁾: cylinder bellow, boom wiper seals and platform control box cover
- Biodegradable hydraulic oil ⁽¹⁾
- Tilt cut-out option
- Track & Trace ⁽²⁾ (GPS unit providing machine location & operating information)
- Lockable platform control box cover
- Tool tray
- Operator Protective Alarm

Power

- AGM Maintenance-free batteries ⁽¹⁾



⁽¹⁾ Factory-fit option only

⁽²⁾ Includes a first 2 years subscription

Access Platform Sales

Leewood Business Park, Upton, Huntingdon, Cambridgeshire PE28 5YQ, United Kingdom. Tel: 0845 108 4000 Fax: 01480 891162 Email: sales@iapsgroup.com www.iapsgroup.com

Worldwide Manufacturing And Distribution

Australia · Brazil · Caribbean · Central America · China · France · Germany · Italy · Japan · Korea · Mexico · Russia · Southeast Asia · Spain · Sweden · United Arab Emirates · United Kingdom · United States

Product specifications and prices are subject to change without notice or obligation. The photographs and/or drawings in this document are for illustrative purposes only. Refer to the appropriate Operator's Manual for instructions on the proper use of this equipment. Failure to follow the appropriate Operator's Manual when using our equipment or to otherwise act irresponsibly may result in serious injury or death. The only warranty applicable to our equipment is the standard written warranty applicable to the particular product and sale and we make no other warranty, express or implied. Products and services listed maybe trademarks, service marks or trade names of Terex Corporation and/or their subsidiaries in the USA and many other countries. Genie is a registered trademark of Terex South Dakota, Inc. © 2015 Terex Corporation.