

# nifty

## **HR12** SELF PROPELLED ACCESS PLATFORM



**12.20m (40ft)**  
Working height

**6.10m (20ft)**  
Working outreach

**Telescopic Upper Boom**  
Greater accuracy when  
positioning platform

**1.50m Chassis Available**  
Improved narrow aisle access

**Weight Under 3.1 Tonnes**  
Low cost transportation

**Fully Proportional  
Hydraulic Controls**  
Simple, reliable &  
easy to maintain

**Bi-Energy Available**  
Optimising Utilisation



**niftylift.com**



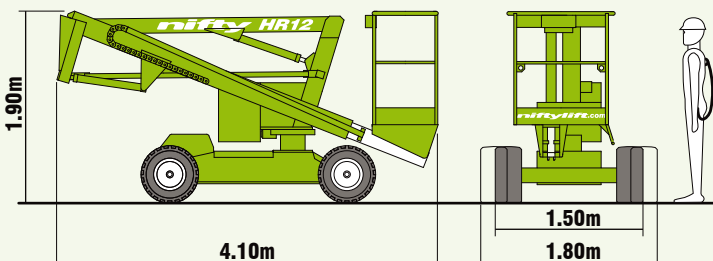
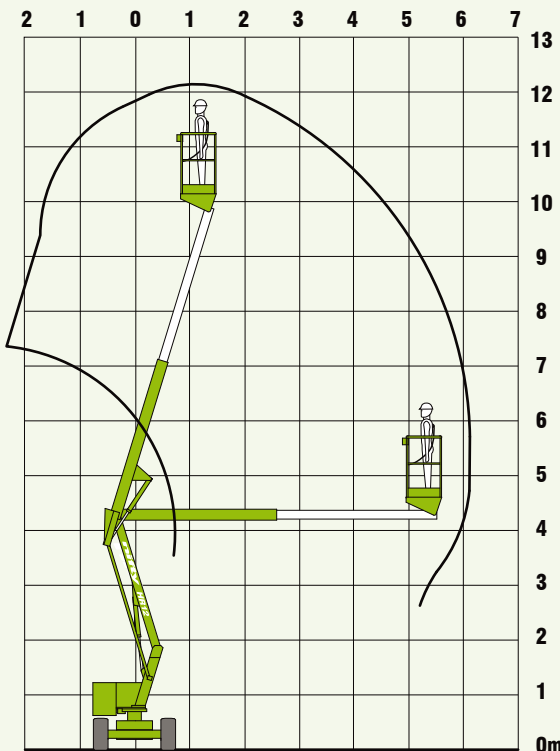
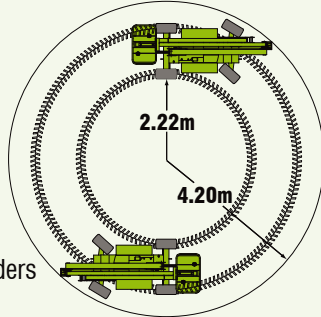
# nifty

## Height Rider 12

The Nifty **Height Rider 12** is one of the most versatile and reliable machines in its class. It is specifically designed to give maximum reach performance from the lightest, most compact base possible. A telescopic upper boom gives improved accuracy when positioning the platform and superb manoeuvrability makes it ideal for a wide range of applications.

### SAFETY FEATURES

- Automatic Failsafe Brakes
- Tilt Alarm
- Foam Filled or Solid Tyres
- Manual Descent with Hand Pump
- Dual Controls (Platform & Base)
- Lock Valves on all Hydraulic Cylinders
- Dual Harness Points
- CE Mark



Due to a policy of continuing development and improvement, Niftylift reserves the right to change any specification without notice. Please confirm exact specification before ordering.



The **HR12's** Bi-Energy option allows it to work for extended periods inside and outside, making it the perfect all-rounder.

### SPECIFICATIONS

<b>Working Height</b>	12.20m	40ft
<b>Platform Height</b>	10.20m	33ft 5in
<b>Working Outreach</b>	6.10m	20ft
<b>Slew</b>	360°	
<b>Width - Standard</b>	1.80m	5ft 11in
<b>- Narrow</b>	1.50m	4ft 11in
<b>Height</b>	1.90m	6ft 3in
<b>Length</b>	4.10m	13ft 5in
<b>Minimum Weight - Standard</b>	2,630kg*	5,800lbs*
<b>- Narrow</b>	3,060kg*	6,750lbs*
<b>Turning Radius - Inside</b>	2.22m	7ft 3in
<b>- Outside</b>	4.20m	13ft 9in
<b>Platform Capacity</b>	200kg	440lbs
<b>Platform Size</b>	1.10m x 0.65m	3ft 7in x 2ft 2in
<b>Drive Speed</b>	2.1mph	3.4 kph
<b>Gradeability</b>	25%	
<b>Control System</b>	Fully Proportional Hydraulic	
<b>Power Options</b>	Battery Only	
	Petrol, Diesel or LPG Only	
	Bi-Energy (Engine & Battery)	

\* Weights may vary according to specification, please confirm before ordering.

Supplied by:

Manufacturers of trailer mounted, self propelled and vehicle mounted platforms.

**NIFTYLIFT LTD**  
 Fingle Drive  
 Stonebridge  
 Milton Keynes  
 MK13 0ER  
 England  
 www.niftylift.com  
 e.mail: info@niftylift.com  
 Tel.: +44 (0)1908 223456  
 Fax.: +44 (0)1908 312733

