

**NUOVA SERIE  
NEW SERIES**

**GOLDLIFT 14.70**

**Hinowa**

**PIATTAFORMA AEREA  
CINGOLATA  
14 m di altezza**

**TRACKED AERIAL  
PLATFORMS  
14 meters height**



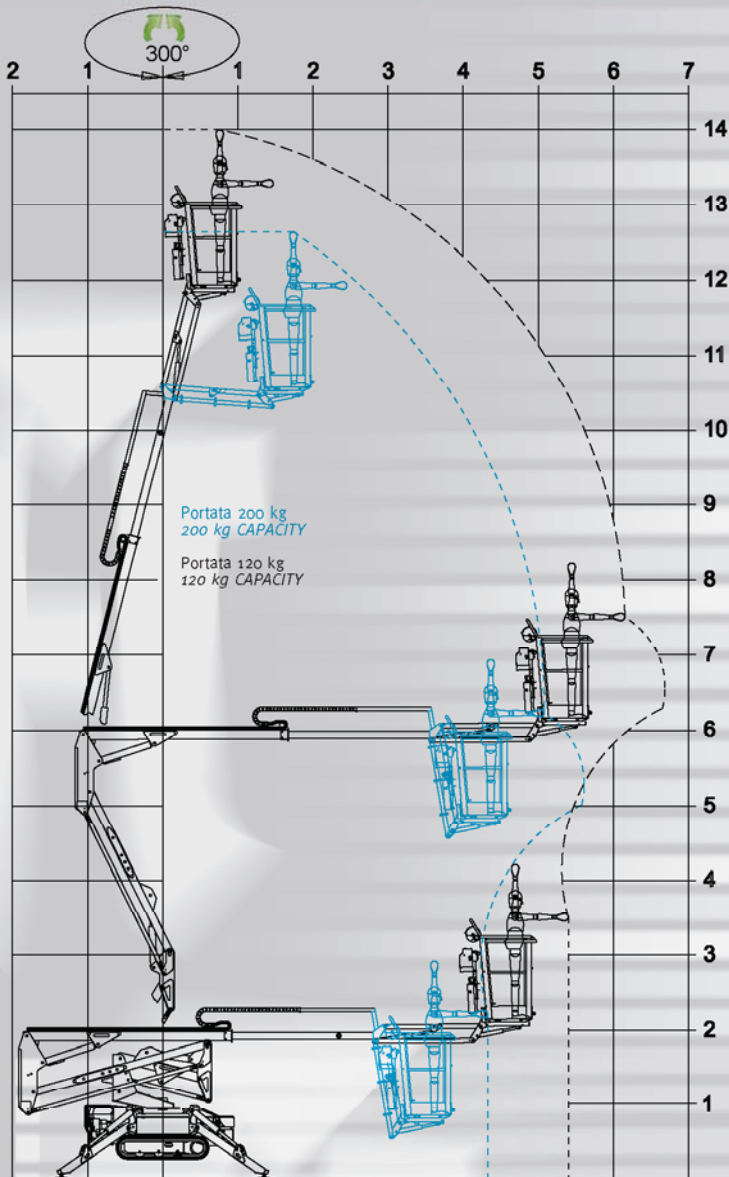
**Il modello più  
venduto in Europa  
The most sold  
model in Europe**



[www.hinowa.com](http://www.hinowa.com)

IT GB

# GOLDLIFT 14.70



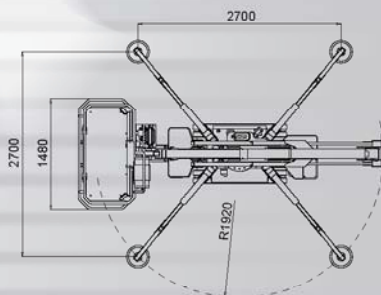
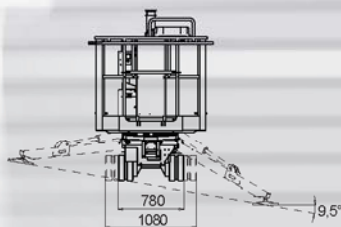
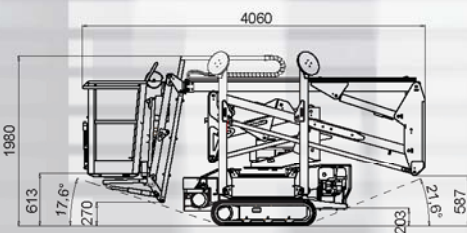
- |  |  |   |   |                                   |
|--|--|---|---|-----------------------------------|
|  |  | PORTATA 200 kg<br>CAPACITY 200 kg   |   | PORTATA 120 kg<br>CAPACITY 120 kg |
| ALTEZZA MAX DI LAVORO<br>MAX. WORKING HEIGHT   |  | 12,63 m   |   | 14 m                              |
| SBRACCIO ORRIZZONTALE<br>MAX DI LAVORO<br>MAX. HORIZONTAL<br>WORKING OUTREACH        |  | 5,610 m   |   | 7 m                               |
| LUNGHEZZA DI TRASPORTO<br>TRANSPORT LENGTH   |  | 3,97 m  |   |                                   |
| ALTEZZA DI TRASPORTO<br>TRANSPORT HEIGHT   |  | 1,98 m  |   |                                   |
| DIMENSIONI NAVICELLA STD<br>STANDARD BASKET DIMENSIONS                               |  | 1300x694xh.1100 mm  |   |                                   |
| PENDENZA MAX IN TRASLAZIONE<br>MAX SLOPE ALLOWED<br>IN TRAVEL MODE                   |  | 24°/53%   |   |                                   |
| PESO TOTALE MACCHINA<br>TOTAL WEIGHT   |  | 1700 kg / 3747,85 lb  |   |                                   |
| MOTORE TERMICO DISPONIBILE<br>THERMIC ENGINE AVAILABLE                               |  | Honda GX270-9CV-3000rpm<br>Honda GX390-13CV-3000rpm<br>HATZ 1B30-7CV-3000rpm  |   |                                   |
| MOTORE ELETTRICO<br>ELECTRIC MOTOR   |  | 2,2kw-220V-50Hz-1500rpm<br>2,2kw-110V-50Hz-1500rpm  |   |                                   |
| VELOCITA' MAX<br>DI TRASLAZIONE<br>MAX. TRAVEL SPEED                                 |  | I - 1,4 km/h  | II - 1,4-2,8 km/h<br>OPZIONALE OPTIONAL |                                   |
| MACCHINA LARGHEZZA DA CHIUSA<br>WIDTH<br>OF THE MACHINE CLOSED                       |  | 780/1080 mm   |   |                                   |
| PRESSIONE AL SUOLO<br>IN TRASLAZIONE<br>MAX GROUND<br>PRESSURE ON TRACKS             |  | 1670 daN - 0,5 daN/cm <sup>2</sup>  |   |                                   |
| PRESSIONE AL SUOLO<br>IN POSIZIONE DI LAVORO<br>MAX GROUND<br>PRESSURE ON STABILIZER |  | 1330 daN - 1,9 daN/cm <sup>2</sup>  |   |                                   |
|  |  | MOTORE ELETTRICO<br>CON BATTERIE AL LITIO<br>ELECTRIC ENGINE<br>LITHIUM BATTERY PACK<br>OPZIONALE OPTIONAL 90Ah / 48V |   |                                   |



# Hinowa®

**HINOWA SPA**

Via Fontana • 37054 NOGARA • Verona • Italy  
Tel. +39 0442 539100 • Fax +39 0442 539075  
info@hinowa.com  
[www.hinowa.com](http://www.hinowa.com)



I dati del presente catalogo sono solo orientativi senza la conferma della ditta Hinowa Spa.  
The technical data on the present catalogue are merely indicative.  
Hinowa reserves the right to make changes in content and description, at any time without notice.



S MONCELLI PP > DGL016211010