

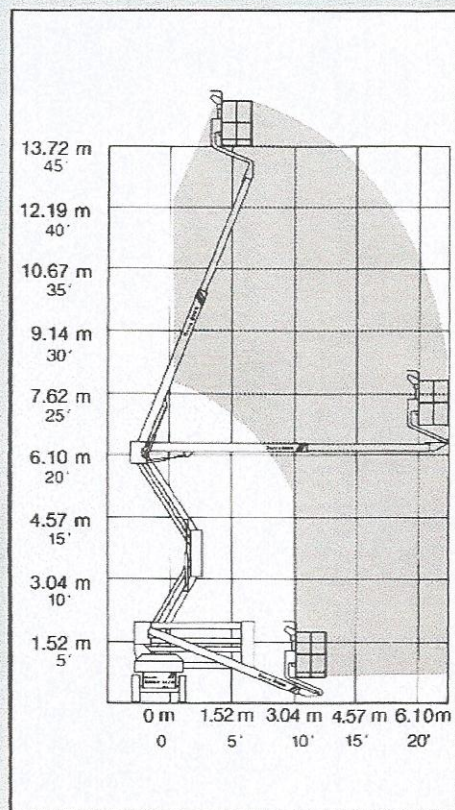

Genie BOOM Z-45/22

Genie goes to great heights to make overhead access easy and affordable.

**Working heights to 52 ft. (15.8 m)
Horizontal outreach to 22 ft. (6.7 m)**

Now you can have a compact profile and high reach.

- Maneuvers easily in narrow aisles and congested areas.
- Travels through a standard 6' x 6" (1.83 m x 2.03 m) doorway in a stowed position (all models except Z-45/22RT).
- Reaches out 22 ft. (6.7 m) to easily clear obstacles as tall as 20 ft. (6.1 m).
- Unique, infinitely variable proportional control system in both lift and drive for smooth operation in stowed or elevated positions.
- Tight 7 ft. (2.1 m) inside turning radius for precise positioning.
- Dual hydraulic piston drive motors provide two-wheel positive traction for demanding jobsite conditions.
- 360° boom rotation.
- Spring-applied brake to help eliminate swing chassis (rotation) free play.
- Automatic self-leveling platform with a convenient manual override system.
- Platform features a manually operated rotator to swivel a full 130° for precise overhead positioning.
- Fully enclosed platform with a 500 lb. (227 kg) capacity.
- Platform-mounted controls for all lifting and driving functions.
- Auxiliary ground level controls for all lifting functions.
- Individual spring-applied brake on each drive wheel for optimum safety.
- Meets ANSI standard A-92.5-1980 as interpreted by professional engineers and independent testing laboratories.



Genie Boom Z-45/22

DC electric power--the ideal choice where quiet fume-free power is needed.

Genie Boom Z-45/22GP

Dual fuel (gasoline/LP) 24hp engine--a favorite for the rigorous jobsite demands of the construction industry.

Genie Boom Z-45/22RT

Dual fuel (gasoline/LP) 24hp engine--for sustained heavy duty use. Features oversized tires and a larger platform.

Genie Boom Z-45/22D

Diesel fueled 20hp water cooled engine. An efficient fuel alternative for the construction and petrol chemical industries.

Genie Boom Z-45/22DRT

Diesel fueled 20hp water cooled engine. Features oversized tires and a larger platform.

Genie



Standard Equipment


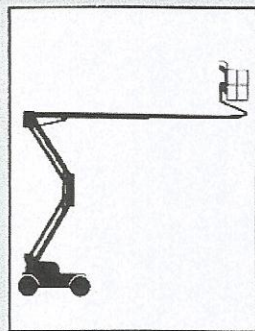
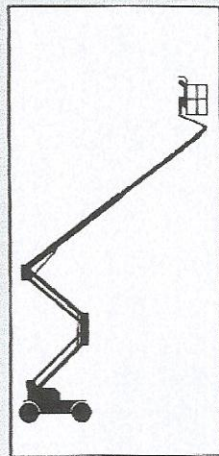
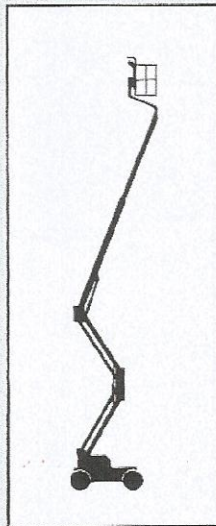
Two 115 volt power receptacles on platform • Hour meter (GP & RT models) • Manual platform rotator • Extra battery box and cables (DC model) • Residential quality muffler with spark arrester, one 33 lb. LP tank with fuel gauge, 19 gallon gas tank with fuel gauge, platform mounted remote choke, and two speed engine operation (GP & RT models)

Accessories

Flashing beacon • Travel Alarm • Descent alarm • Tool tray • Hour meter (DC model)

Options

Foam-filled tires (4)
(All models except Z-45/22RT)



SPECIFICATIONS

MODEL	Z-45/22	
Height - working, max.	U.S.-ft.	52
	Metric-m	15.84
Height - platform, max.	U.S.-ft.	45
	Metric-m	13.72
Height - stowed*	U.S.-ft.	6' 7"
	Metric-m	2.01
Horizontal reach - max.	U.S.-ft.	22
	Metric-m	6.70
Width**	U.S.-ft.	5' 11"
	Metric-m	1.80
Length - stowed	U.S.-ft.	16' 8"
	Metric-m	5.08
Lift capacity (unrestricted)	U.S.-lb.	500
	Metric-kg	226
Wheelbase	U.S.-ft.	6
	Metric-m	1.83
Turning radius (outside)	U.S.-ft.	14
	Metric-m	4.27
Turning radius (inside)	U.S.-ft.	7
	Metric-m	2.13
Swing Chassis rotation	Degrees	360°
Swing Chassis tailswing		Zero
Power source	36 V DC or Gasoline/LP	
Batteries (DC model)	12, 6V	
Travel speed***†	U.S.-mph	0-4
	Metric-km/h	0-6.4
Travel speed†	U.S.-mph	0-8
	Metric-km/h	0-1.3
Controls	Proportional	
Platform dimensions (length x width)****	U.S.-in.	30 x 48
	Metric-m	.76 x 1.22
Platform leveling	Self-leveling	
Platform rotation	Degrees	130°
AC outlet in platform	Standard	
Hydraulic operating pressure (drive functions)	U.S.-PSI	3600
	Metric-kPa	24804
Hydraulic operating pressure (boom functions)	U.S.-PSI	2000
	Metric-kPa	13780
Tires†††	9-14.5, 12 Ply	
Gradeability††††	30%	
Ground clearance†††††	U.S.-in.	7/9.5
	Metric-mm	178/241
Hydraulic reservoir capacity	U.S.-gal.	12
	Metric-liter	45.4
Weight, gross without batteries	U.S.-lb.	13,000
	Metric-kg	5897

Distributed By:

Available from:

Access Platform Sales Ltd

Leewood Business Park • Upton • Huntingdon • PE17 5YQ
Telephone (01480) 891251 • Facsimile (01480) 891162
Website <http://www.aps-ltd.co.uk>

Another popular boom, the Genie Boom Z-30/20HD, offers many of the same features of the Z-45/22 at a 38 ft. (11.6 m) working height and 20 ft. (6.1 m) horizontal outreach.

Genie also manufactures a complete line of portable aerial work platforms, vertical lifts, scaffolds, and material lifts.

The photographs and drawings in this brochure are for illustrative purposes only. Refer to the appropriate Genie Boom "Operating and Maintenance Manual" for instructions on the proper use and maintenance of this equipment.

- * Z-45/22RT stowed height is 6' 8.5" (2.04 m)
- ** Z-45/22RT width is 6' 9" (2.06 m)
- *** Z-45/22 travel speed (stowed) is 0-2.0 mph (0-3.2 km/h)
- **** Z-45/22RT platform dimensions are 30" x 72" (.76 x 1.83 m)
- † Z-45/22 travel speed is affected by battery condition
- †† Z-45/22 hydraulic drive pressure 3500 psi (24115 kPa)
- ††† Z-45/22RT tire sizes are 31 x 15.5 x 13 (front) and 31 x 15.5 x 15 (rear)
- †††† Z-45/22 gradeability is 20%
- ††††† Z-45/22RT obstacle/high center ground clearance 8.2"/10" (208/254 mm)

Contact your Genie Distributor for details on diesel model specifications and Genie's outstanding warranty package.

Genie Industries

Home Office: 18340 NE 76th Street • P.O. Box 69, Redmond, Washington U.S.A. 98073-0069 • (206) 881-1800 • Toll Free 800-426-8089 • TX 152351 • Fax (206) 885-4638
Canadian Office: 340 Brooksbank Avenue • P.O. Box 86754, North Vancouver, B.C., Canada V7L4L3 • (604) 984-4242 • Toll Free 800-663-4475
European Office: Market Place • Southwell • Nottinghamshire NG25 0HE • 0636-813943 • FAX 0636-815270

Copyright © 1989 by Genie Industries

PRINTED in U.S.A.

Patents Pending