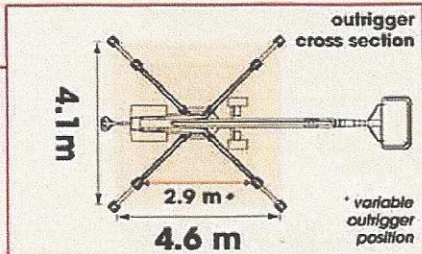
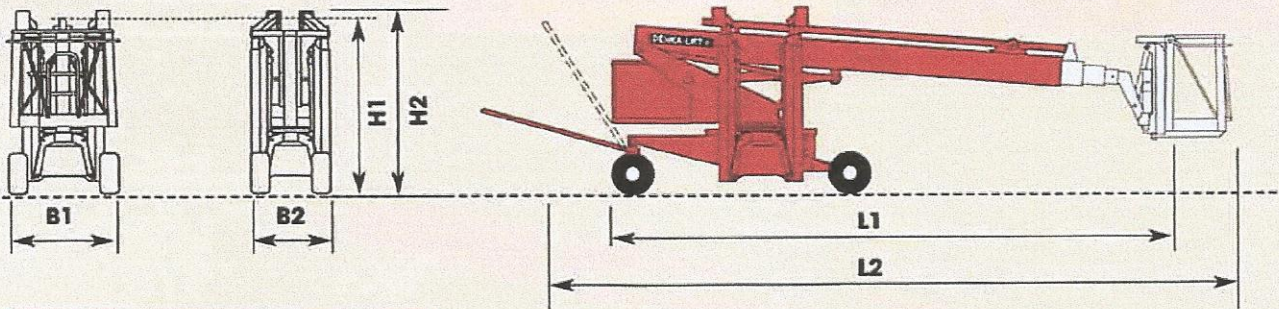
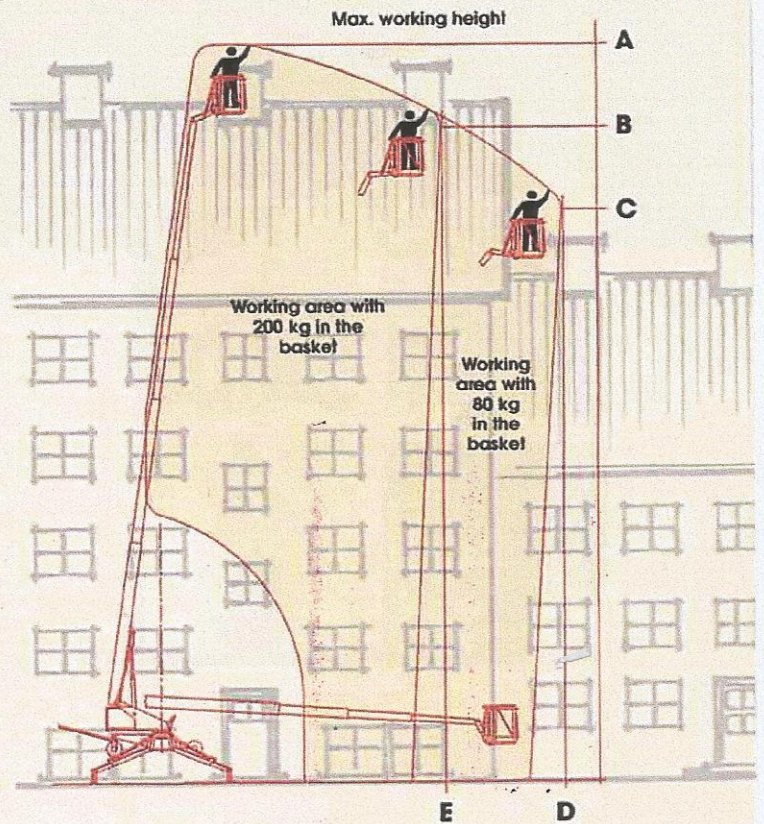


**Model: DL17N DL19N DL22N**



**Technical data**

Standard model	DL17N	DL19N	DL22N
Max. working height A	17m	18.8 m	22 m
Working height B	13.7 m	15.8 m	19.5 m
Working height C	10 m	13.6 m	17 m
Max. outreach D	11.3 m	10.9 m	12 m
Outreach E	8.3 m	8.4 m	8.3 m
Max. load in the basket	200 kg	200 kg	200 kg
Slewing	cont. 360°	cont. 360°	cont. 360°
<b>Transport dimensions</b>			
Length L1	5130 mm	5580 mm	6525 mm
Length L2	6550 mm	7000 mm	7900 mm
Height H1	1995 mm	1995 mm	1995 mm
Height H2	2140 mm	2140 mm	2140 mm
Width B1	1195 mm	1195 mm	1195 mm
Width B2	890 mm	890 mm	890 mm
Net weight, lift	2025 kg	2075 kg	2300 kg
<b>Driving specifications</b>			
Speed / high	1.00 m/s	1.00 m/s	1.00 m/s
Speed / low	0.35 m/s	0.35 m/s	0.35 m/s
Max. climbing angle	12° / 21%	12° / 21%	12° / 21%
Turning radius	2.6 m	2.6 m	2.6 m



**STANDARD EQUIPMENT:**

- Hydraulic self-drive/manoeuvre function with two speed modes
- Hydraulic outriggers
- 230 V current supply in the basket
- Battery operation, 48 V, operating time approx. 8 hours
- Fully automatic charging system
- Electr.-hydr. control with two speed modes

- Fixed detachable aluminium basket (L:700 W:1200 H:1100)
- Hour counter
- Automatic basket levelling
- Foam-filled tyres

**EXTRA ACCESSORIES:**

- Electr.-hydr. proportional control
- Diesel engine with or without generator

- Yellow rotating flashing light
- Rotating detachable aluminium basket
- Key-switch for height intervals
- Outlet for water, air or oil
- Power supply 100A / 24V
- Variable outrigger position

These data are to be considered guidelines only. We reserve the right to make alterations.